

# Smart diagnostics with the power of information.

The HealthCubed journey began with the vision to transform healthcare delivery. Our solutions simplify the complex technology required to provide timely diagnosis, giving you complete control of your health. We have made this possible through our device - HealthCube SE.

## Recommended/Compatible Accessory Devices with HealthCube SE

| Accessory Device     | Parameters Measured                   |
|----------------------|---------------------------------------|
| Weighing Scale       | Weight                                |
| Infrared Thermometer | Temperature                           |
| Multicare Analyser   | HbA1C, CRP, U-Albumin, Lipid Profile  |
| Lipidocare Analyser  | TC, TG, HDL, LDL, LDL/HDL and non-HDL |
| Hb 201+ System       | Hemoglobin                            |
| WBC DIFF System      | WBC differential count                |
| Hb 501+ System       | HbA1c                                 |
| Digital Stethoscope  | Cardiac and lung sounds               |

To make the best use of HealthCube SE, you will need:



Android device with  
Android 9.0 (Pie) or above



Bluetooth™



## Technical specifications

Dimensions: 250 mm x 200 mm x 65 mm  
Weight: 1.7 kg  
Operated through micro-USB power bank with a rechargeable Lithium-ion battery operating at DC 5V/2.1A output. Meets IEC 60601-1 : 2005 and IEC 60601-1-2 :2014 requirements

## Test Specification

|                | Accuracy   | Range   |
|----------------|--|---|
| Blood Pressure | Meets requirements of<br>• ANSI/AAMI SP10:2002® 2008<br>• EN 1060-4:2004 and ISO 81060-2:2014<br>• IEC 80601-2-30:2018 | • Systolic range for adults 40-260 mmHg<br>• Diastolic range for adults 20-200 mmHg |
| Pulse Oximeter | • SpO <sub>2</sub> ±2% (70%-100%)<br>• Pulse rate ±1% (25-250 BPM)<br>• Meets ISO 80601-2-61:2011                      | • SpO <sub>2</sub> :35% -100%<br>• Pulse rate 25-250 BPM                            |

### Whole Blood Point of Care Tests

|                                       | Accuracy  | Range                             |
|---------------------------------------|---|-----------------------------------|
| Blood Glucose                         | Meets ISO 15197:2016 requirements<br>• <100 mg/dL ±15 mg/dL<br>• ≥ 100 mg/dL ±15% | 20-600 mg/dL (1.1-33.3 mmol/L)    |
| Total Cholesterol                     | <150 mg/dL - Within ± 20 mg/dL<br>≥150 mg/dL - Within ± 20%                       | 100-400 mg/dL (2.59-10.35 mmol/L) |
| Homoglobin                            | 95% of tests results are within ± 15%   | 7.0-26.0 g/dL (4.3-16.1 mmol/L);  |
| Uric Acid                             | <5 mg/dL - Within ± 1.5 mg/dL<br>≥5 mg/dL - Within ± 20%                          | 3-20 mg/dL (0.18-1.19 mmol/L)     |
| Urine Test and Rapid Diagnostic Tests | Please refer to the inserts and test strips provided for details.                 |                                   |

With **HealthCube SE**,  
Stay Informed. Stay Assured.

Technology Office:  
**HEALTHCUBED INDIA PRIVATE LIMITED**  
Ground Floor, 7/1, Ulsoor Road,  
Yellappa Chetty Layout, Sivanchetti Gardens,  
Bengaluru, Karnataka, 560042

Call us on +91 95133 11800 or write to  
us at [contactus@healthcubed.com](mailto:contactus@healthcubed.com)

Manufacturing Unit:  
**HEALTHCUBED INDIA PRIVATE LIMITED**  
Site No. 38 & 39, Garvebhavi Palya, Begur hobli,  
Hongasandra Dhakle, Bengaluru, Karnataka, 560068  
Mfg Unit: Lic No: MFG/IVD/2023/000009



Scan the QR code  
to download the  
EzDx app from  
the Play Store



# HealthCube SE

Powering healthcare.  
Empowering you.



Disclaimer:  
Please go through this handy guide before operating the device.  
Alternatively, you can also visit [www.healthcubed.com](http://www.healthcubed.com) for further details.

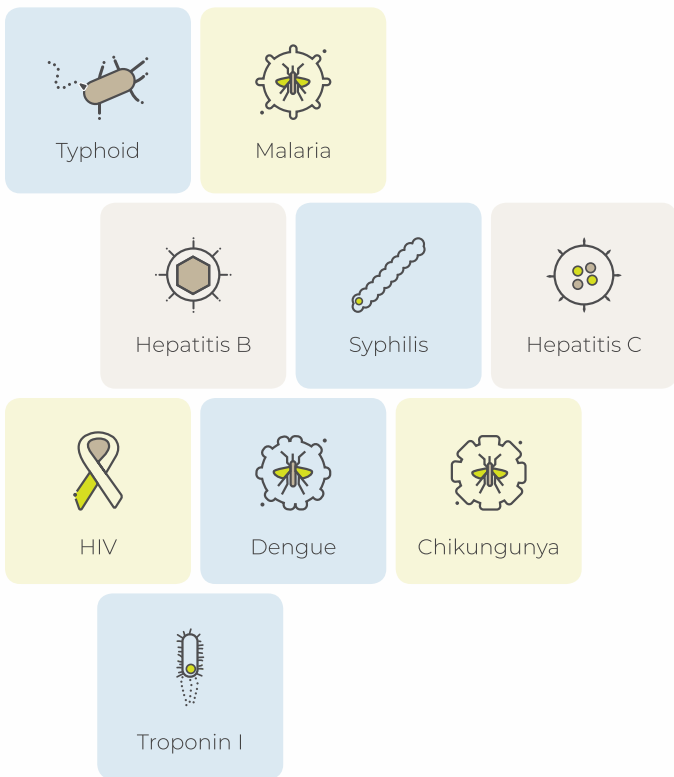


# Technology that informs and empowers

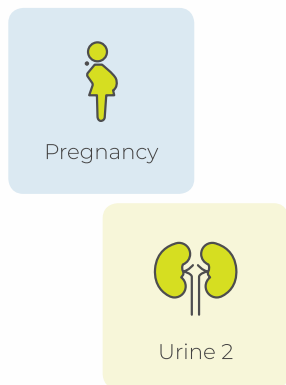
Powered by the EzDx software operating system, HealthCube SE allows you to perform a wide range of vital assessments and diagnostic tests in a structured and efficient manner. Besides keeping your data safe on cloud systems, the device is also portable, offering quality care anytime, anywhere.

## Its wide range of tests include:

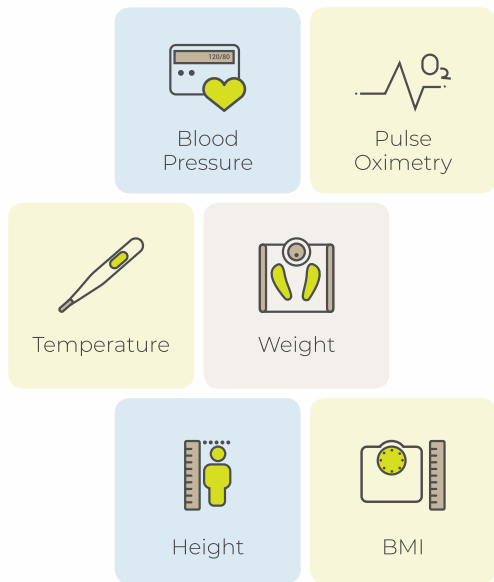
### Whole Blood RDT Tests



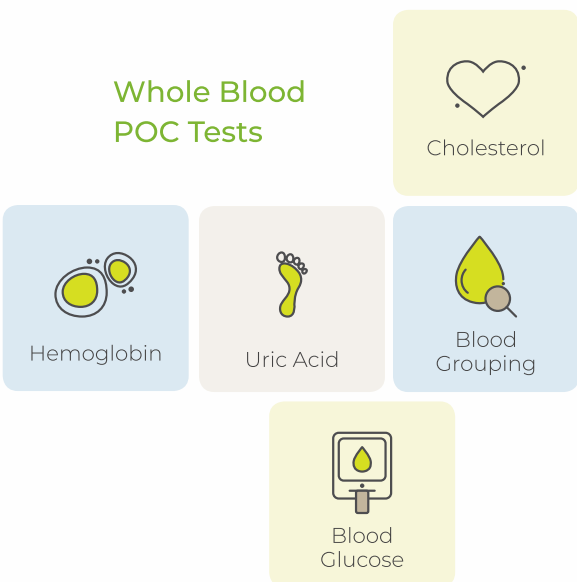
### Urine Tests



### Vitals and Basic



### Whole Blood POC Tests



We're constantly upgrading our testing capabilities and updating all our registered devices through our Over-the-Air (OTA) software updates, giving you access to them instantly.

# Anatomy of HealthCube SE



# How to use HealthCube SE:

- Step 1** Download and install EzDx app from PlayStore™
- Step 2** Connect power bank and switch on the device using the power button
- Step 3** Enter login credentials sent via SMS/Email
- Step 4** Open the app and press 'Connect' on the home screen
- Step 5** Click on 'Register', add new patient information, and click 'Save'
- Step 6** After registration,
  - Click on 'New Visit'
  - Select desired test
  - Proceed with instructions that follow
- Step 7** Use HealthCube web portal to maintain a record of the tests and the consumables used

